



RAV4 PLUG-IN HYBRID

10 Hybrid Battery
Warranty
Years



DUAL DNA

RICH SUV HERITAGE, DYNAMIC DUAL DNA

The RAV4 Plug-in Hybrid combines our most powerful Hybrid technology yet with outstanding EV capability to power you further, cleaner. Underneath its sophisticated design, the dual energy delivered by our fourth-generation Hybrid technology and high-capacity, lithium-ion battery allows you to enjoy instant acceleration and class-leading range.



CLEAN POWER

INSTANT POWER, UNRIVALLED EFFICIENCY

Powerful, dynamic and sure-footed, the RAV4 Plug-in Hybrid delivers a performance that's in a class of its own. Equipped with a 2.5-litre Hybrid Dynamic Force petrol engine and an intelligent all-wheel-drive system (AWD-i), it sprints from 0–100 km/h in just 6.0 seconds, thanks to its impressive traction and formidable 306 DIN hp output.

Best-in-class CO₂ emissions (22 g/km) and fuel consumption (1.0 l/100 km) show the RAV4 Plug-in Hybrid has the efficiency to match its effortless performance. A new 18.1 kW lithium-ion battery means you can travel up to 75 km* on pure EV power, while the car's 6.6 kW on-board charger provides a full battery charge in 2.5 hours.





Your way to true EV

Switch seamlessly from Hybrid to pure EV through the four-mode drive selector. The default EV mode allows the RAV4 Plug-in Hybrid to travel 75 km* and up to 135 km/h on zero-emission, electric power alone. When the battery is empty, simply let the RAV4's efficient Hybrid system power you on to your destination.

Hybrid

2.5 l Plug-in Hybrid e-CVT

Power **306 DIN hp**

Fuel consumption[§] **1.0 l/100 km**

CO₂ emissions[§] **22 g/km**

0–100 km/h **6.0 seconds**

Equivalent All Electric Range* **75 km**

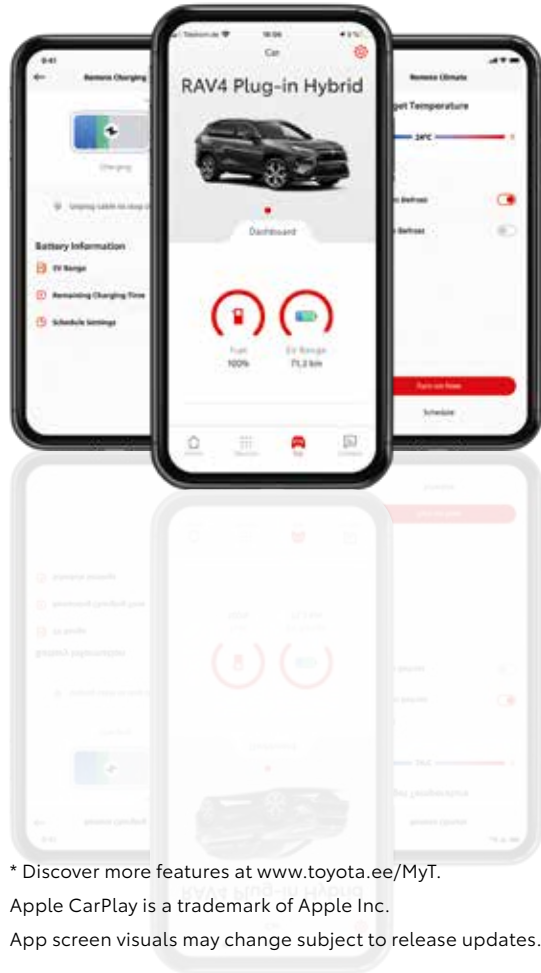
e-CVT = electronically controlled Continuously Variable Transmission

* Battery charge and driving conditions permitting.

§ Combined cycle.

Connectivity

Alongside Apple CarPlay and Android Auto™ to handle music, calls and more, the MyT smartphone app allows you to check battery level, schedule recharging times, lock and unlock the doors and even pre-cool or pre-heat the RAV4 Plug-in Hybrid's cabin*.



Interior

From a Head Up Display and 9-speaker JBL Premium Audio system to wireless charging and a 230V boot power outlet, the RAV4 Plug-in Hybrid refined interior delivers uncompromising comfort and convenience.



* Discover more features at www.toyota.ee/MyT.

Apple CarPlay is a trademark of Apple Inc.

App screen visuals may change subject to release updates.

INNER STYLE

OPENING UP A CABIN OF CONNECTIVITY

The stylish cabin of the RAV4 Plug-in Hybrid offers an ideal setting for a quiet and relaxing journey thanks to its sporty leather seats and a large panoramic roof. You'll also have ample space for everything you need with a 520 l boot for flexible load space with minimal battery intrusion.

Toyota RAV4 Plug-in Hybrid uses Toyota Smart Connect which works through Artificial Intelligence and the cloud to spare you grappling with buttons while driving. With this system you'll also benefit from the Over the Air Technology (OTA) giving you access to the always connected cloud navigation and road events online traffic information. Without taking your hands off the wheel, Smart Voice Assist allows you to interact in more than 100 different ways across phone, navigation, audio, vehicle controls such as air conditioning or seats.



10.5" touch screen

The 10.5" touch screen displays all your important information in one convenient place while the Smart Voice Assist technology makes it easier than ever to focus on the road ahead while driving.



TOYOTA T-MATE

WITH YOU FOR A SAFER JOURNEY

T-Mate is a series of systems designed to support you and make driving safer, whether you're on the motorway, in the city or parking, T-Mate makes sure you're always in safe hands.


One of its key features is Pre-Collision System, which can detect hazards and help you avoid collisions with other vehicles, pedestrians and cyclists. It works by alerting the driver with audio and visual warnings and brake assistance. If the driver doesn't manage to brake in time the brakes automatically engage to prevent or mitigate a collision. New Intersection Collision Avoidance Support and Emergency Steering Assist support in the day when turning at junctions and making evasive manoeuvres. This feature is part of Toyota Safety Sense package, that includes the latest technologies designed to prevent the most common types of accident.



12.3" TFT combimeter

A new 12.3" TFT combimeter keeps important information in your eye line while driving.





MAKING DRIVING AND PARKING SAFER AND MORE CONVENIENT

As part of Toyota's commitment to making traffic accidents a thing of the past, the RAV4 PHEV also offers innovative driving and parking assistance. Panoramic View Monitor combines images from four cameras for a 360 view of your surroundings, so nothing is out of sight – even when manoeuvring in confined spaces. And just in case you missed anything, warnings from your Blind Spot Monitor and Rear Seat Reminder System alert you to when overtaking and exiting the vehicle.



Learn more about T-Mate

EXECUTIVE

GRADE

Main features

- 18" grey machined-face alloy
- LED headlamps (projector type)
- LED light guide daytime running lights
- LED rear lights
- LED front fog lamps
- Privacy glass
- Power back door
- Electronic parking brake
- Black Alcantara & leather seats
- Power-adjustable lumbar support on driver seat
- Power height-adjustable driver seat
- Power reclining and sliding driver seat
- Heated front and rear seats
- Toyota Smart Connect multimedia system (10,5" display)
- Remote control (lock/unlock, turn on/off hazard lamps, air conditioning)
- 12,3" Digital combimeter
- Mobile Integration (Apple CarPlay & Android Auto)
- Bluetooth® hands-free system, 6 speakers
- USB connector (5)
- Rear-view camera
- Wireless mobile phone charger
- Smart Entry & Start System
- Electrochromatic rear-view mirror
- Rain & dusk sensor



- Dual-zone automatic air conditioning
- Heated steering wheel
- Windshield deicer
- Boot 220V power outlet
- Intelligent front and rear parking sensors with automatic braking
- Blind Spot Monitor (BSM)
- Rear Cross Traffic Alert (RCTA)
- Toyota Safety Sense
- Adaptive Cruise Control (ACC)
- Onboard charger (6.6 kW)
- Charging cables: Household plug type & Type II ("Mennekes")



PREMIUM

GRADE

Main features (additional to Executive)

- 19" black machined-face alloy wheels (5-spoke)
- Bi-tone body colour
- Black genuine leather seats
- Power reclining and sliding front passenger seat
- Power height-adjustable passenger seat
- Memory function on driver seat
- Driver & front passenger air-ventilated seats
- Multi-colour Head Up Display (HUD)
- JBL Premium Sound system with 9 speakers
- Toyota Smart Connect+
- Embedded navigation system
- Panoramic View Monitor





Head Up Display

Keep up to date on your efficiency and other essential information, without taking your eyes off the road.

GR SPORT

GRADE

Main features (additional to Premium)

- 19" GR SPORT black alloy wheels
- with white deco lining (5-doublespoke)
- GR SPORT Midnight Black rear bumper
- GR SPORT upper front grille
- GR SPORT front fog lamps (LED)
- Gunmetal front and rear under-run
- GR SPORT badge on boot door
- Black painted insert on boot door
- Silver stitching on gear shift boot, front door trim, front armrest, front seats, steering wheel and on upper dashboard
- GR SPORT black synthetic suede with silver stitching
- Gunmetal deco elements on gear shift boot surrounds, front air vents and steering wheel
- Paddle gearshifts
- Without ventilated seats





Dynamic shape

Proudly display your GR SPORT credentials with its unique rear badge.

STAND OUT IN STYLE

ACCESSORIES

Mud, track or highway, the RAV4 Plug-in Hybrid always means business. If you want to prove these tough credentials, you'll love the genuine Toyota accessories range. It has everything for an even more striking, functional and ready-for-anything RAV4 Plug-in Hybrid.



Chrome garnish

Add a touch of class along the lower edge of your car's boot with a premium chrome boot garnish (1). Creating an elegant and powerful low profile appearance are the chrome side sills (2) which fit beautifully contoured along the sides of your car.

Visit www.toyota.ee or go to your local Toyota retailer for details of the full accessories range.

1.



2.





Side step

The side step gives you easy access to the roof accessories while enhancing the rugged appeal of your car.

3. Cable storage bag*

This stylish storage bag keeps your charging cable in good condition and prevents it from getting tangled or cluttering your luggage space.

4. Charging cable

When charging on the go, use this cable (available in 5m, 7.5m* or 10m lengths) to connect your RAV4 Plug-in Hybrid to a public charging station.

5. 11 kW Entry Wallbox with charging cable

One of the smallest of its kind, the 11 kW Entry Wallbox features an integrated charging cable and Type 2 plug for home and semi-public applications.

6. 11 kW Connected Wallbox with charging socket

Equipped with one Type 2 charging socket, the 11 kW Connected Wallbox is a smart charging solution for home and semi-public applications. Featuring LAN, WiFi and optional LTE.

* Included in vehicle standard equipment

3.



4.



5.



6.



BODY COLOURS

218 Attitude Black*

8X8 Midnight Blue*

3U5 Flame Red*

1G3 Ash Grey*

1D6 Zircon Silver*

089 Platinum Pearl White*

040 Pure White



ELECTRIFYING SHADES

BI-TONE COLOURS

EXTERIOR COLOURS

From Midnight Blue to Flame Red, a range of striking colours is available to reflect your personality. For even more impact, pair an Attitude Black roof with selected body colours, for that arresting Bi-tone finish.



218 Attitude Black roof*

8X8 Midnight Blue*

3U5 Flame Red[‡]

1G3 Ash Grey*

1D6 Zircon Silver*

089 Platinum Pearl White[‡]

* Metallic paint.


[‡] Premium paint.

[°] Available only on GR SPORT grade.


FINISHING TOUCHES

WHEELS & TRIMS

Complete your look with a choice of head-turning 18" or 19" machined-face alloy wheels. Inside the new RAV4 Plug-in Hybrid, black trim options range from leather-style to genuine leather with contrasting red stitching, to add an extra touch of sportiness.



1. **18" machined-face alloy wheels (5-double-spoke)**
Optional on all grades
2. **18" silver machined-face alloy wheels (5-double-spoke)** Optional on all grades
3. **18" grey machined-face alloy wheels (5-spoke)**
Standard on Executive
4. **19" black machined-face alloy wheels (5-spoke)**
Standard on Premium
5. **18" glossy black machined-face alloy wheels (5-double-spoke)** Optional on all grades
6. **18" matt black machined-face alloy wheels (5-double-spoke)** Optional on all grades
7. **19" GR SPORT glossy black alloy wheels with fine line cutting (5-double-spoke)** Standard on GR SPORT





Black Alcantara® with red stitching
Standard on Executive



Black leather
Standard on Premium



GR SPORT black synthetic leather and suede with silver stitching
Standard on GR SPORT

SPECIFICATIONS

ENVIRONMENTAL PERFORMANCE

Hybrid

2.5 l Plug-in Hybrid e-CVT

Fuel consumption (regulation EC 2017/1153 as amended by EC 2017/1231)	
Combined speed (l/100 km)	1.0
Recommended fuel grade	95 or more
Fuel tank capacity (litres)	55
Carbon dioxide, CO₂ (regulation EC 2017/1153 as amended by EC 2017/1231)	
Combined speed (g/km)	22
Exhaust emissions (regulation EC 715/2007 complemented by EC 2018/1832AP)	
Euro class	EURO 6 AP
Carbon monoxide, CO (mg/km)	126.1
Hydrocarbons, THC (mg/km)	13.3
Hydrocarbons, NMHC (mg/km)	11.5
Nitrogen Oxides, NO _x (mg/km)	4.2
Smoke particulates (mg/km)	0.1
Sound level drive by (dB(A))	64.0

ENGINE

Hybrid

2.5 l Plug-in Hybrid e-CVT

Engine code	A25A-FXS
Number of cylinders	4, in line
Valve mechanism	16-Valve DOHC, VVT-iE (Intake), VVT-i (Exhaust)
Fuel system	Fuel injection
Displacement (cc)	2487

ENGINE

Hybrid

2.5 l Plug-in Hybrid e-CVT

Bore x stroke (mm x mm)	87.50 x 103.48
Compression ratio	14.01:1
Maximum power output (DIN hp)	185
Maximum power output (kW/rpm)	136/6000
Maximum torque (Nm/rpm)	227/3200-3700
Total Hybrid system combined output (DIN hp)	306
Total Hybrid system combined output (kW)	225

Electric front and rear motor

Type	Permanent magnet synchronous motor
Maximum Voltage (V)	650
Front / Rear maximum output (kW)	134/40
Front / Rear maximum torque (Nm)	270/121

Hybrid vehicle battery

Type	Lithium-ion
Number of cells	93
Rated voltage (V)	355,2
Capacity (kWh)	18,1
On board charger (kW)	6,6

The fuel consumption and CO₂ values are measured in a controlled environment on a representative production model, in accordance with the requirements of the new WLTP European Regulation EC 2017/1151 and its applicable amendments. For each individual vehicle configuration, the final fuel consumption and CO₂ values may be calculated based on the ordered optional equipment. The fuel consumption and CO₂ values of your vehicle may vary from those measured or calculated values, as driving behaviour as well as other factors (such as road conditions, traffic, vehicle condition, tyre pressure, load, number of passengers, etc.) have an influence on a car's fuel consumption and CO₂ emissions. For more information regarding the new WLTP test method, please visit: www.toyota.ee/wltp

Hybrid**PERFORMANCE**

2.5 l Plug-in Hybrid e-CVT

Maximum speed (km/h)	180
0–100 km/h (secs)	6
Electric Range – Combined WLTP (km)	75
Electric Range – City (km)	98

WEIGHTS & TOWING CAPACITY

Gross vehicle mass (kg)	2510
Kerb weight (kg)	1910–2000
Towing capacity with brakes (kg)	1500
Towing capacity without brakes (kg)	750

INTERIOR DIMENSIONS & LOAD VOLUME

Interior width (mm)	1515
Interior height (mm)	1210 / 1230*
Luggage overall width (mm)	1355
Luggage overall height (mm)	829 / 845*
Luggage compartment length (2 seats up) (mm)	1855
VDA luggage capacity, up to tonneau cover, rear seat up (litres)	520

EXTERIOR DIMENSIONS

Exterior length (mm)	4600
Exterior width (mm)	1855
Exterior height (mm)	1685 / 1690*
Front tread (mm)	1600 / 1610*
Rear tread (mm)	1630 / 1640*
Front overhang (mm)	910
Rear overhang (mm)	1000
Wheelbase (mm)	2690

Hybrid**STEERING**

2.5 l Plug-in Hybrid e-CVT

Turning circle – tyre (m)	11.0 / 11.4*
---------------------------	--------------

OFF ROAD

Min. running ground clearance (mm)	180 / 190*
Approach angle (°)	17.5
Departure angle (°)	20
Climbing angle (°)	18
Limit angle of vehicle turnover (°)	52
Ramp break-over angle (°)	16.4
Wading depth (mm)	500

BRAKES

Front	Ventilated disc 2-cylinder
Rear	Ventilated disc 1-cylinder

SUSPENSION

Front	MacPherson strut
Rear	Double wishbone

e-CVT = electronically controlled Continuously Variable Transmission

* With 19" wheels.

EQUIPMENT

EXTERIOR	Executive	Premium	GR SPORT
18" alloy wheels (225/60R18)	●	–	–
19" alloy wheels (235/55R19)	–	●	●
Tyre Repair Kit	●	●	●
Tyre Pressure Monitoring System	●	●	●
Projector type Bi-LED headlights with LED light guide daytime running lights	●	●	●
Automatic headlights levelling	●	●	●
Follow-me-home headlights	●	●	●
Headlamp cleaners	●	●	●
LED front fog lamps	●	●	●
LED rear lights	●	●	●
LED high-mounted stop lamp	●	●	●
Body-coloured, electric, heated and electrically retractable door mirrors	●	●	●
Puddle lamps on door mirrors	●	●	●
Roof rails	●	●	●
Rear spoiler	●	●	●
Privacy glass	●	●	●
Shark fin antenna	●	●	●
Dual exhaust pipes	●	●	●
Charging cables: Household plug type & Type II ("Mennekes")	●	●	●
Charging cable storage bag	●	●	●
Bi-tone body colour	–	●	●
Electrically opening panoramic roof	–	○	○
GR SPORT specific exterior elements	–	–	●
GR SPORT suspension	–	–	●

● = Standard

○ = Optional

– = Not available

INTERIOR	Executive	Premium	GR SPORT
Illuminated entry system	●	●	●
Foot lamp	●	●	●
Light blue ambient lighting on front cup holders	●	●	●
Light blue ambient lighting on open tray	●	●	●
Front 12V power outlet	●	●	●
Boot 12V power outlet	●	●	●
Boot 220V power outlet	●	●	●
Luggage room lamp	●	●	●
Black roof headliner	●	●	●
Textile floor mats	●	●	●
Driver and passenger sun visors with mirror and lamp	●	●	●
Front and rear overhead assist grips	●	●	●
GR SPORT specific interior elements	–	–	●

COMFORT	Executive	Premium	GR SPORT
Dual-zone automatic air conditioning	●	●	●
Remote air conditioning system	●	●	●
Remote door lock and unlock function	●	●	●
Remote turn on/off hazard lamps	●	●	●
Rear air vents	●	●	●
Leather steering wheel	●	●	●
Heated steering wheel	●	●	●
Tilt & telescopic steering wheel	●	●	●
Paddle gearshifts	–	–	●
Smart Entry & Start System	●	●	●
Remote power door locking	●	●	●
Speed-detecting automatic door lock	●	●	●

EQUIPMENT

COMFORT	Executive	Premium	GR SPORT
Power back door	●	●	●
Wireless mobile phone charger	●	●	●
Electrochromatic rear-view mirror	●	●	●
Rain sensor	●	●	●
Dusk sensor	●	●	●
Intelligent front parking sensors with automatic braking	●	●	●
Intelligent rear parking sensors with automatic braking	●	●	●
Electronic parking brake	●	●	●
Front and rear power windows	●	●	●
Anti-jam protection on power windows	●	●	●
Auto up & down function on all power windows	●	●	●
Windshield de-icer	●	●	●
Heated windshield washer nozzles	●	●	●
Washer fluid level warning	●	●	●

SEATS	Executive	Premium	GR SPORT
Seat trim: black Alcantara & leather	●	–	–
Seat trim: black leather	–	●	–
Black perforated GR SPORT Ultrasuede seats and synthetic leather bolsters	–	–	●
Power height-adjustable driver seat	●	●	●
Power height-adjustable passenger seat	–	●	●
Power sliding driver seat	●	●	●
Power-sliding front passenger seat	–	●	●
Power-reclining driver seat	●	●	●
Power-reclining front passenger seat	–	●	●
Power lumbar support for driver seat	●	●	●
Seat memory function for driver seat	–	●	●

SEATS

	Executive	Premium	GR SPORT
Heated driver & front passenger seats	●	●	●
Heated rear seats	●	●	●
Driver & front passenger air ventilated seats	–	●	–
Reclining rear seats	●	●	●
60:40 split-folding rear seats	●	●	●
Rear armrest	●	●	●

STORAGE

	Executive	Premium	GR SPORT
Glovebox	●	●	●
Console box	●	●	●
Armrest on console box	●	●	●
Front and rear cup holders	●	●	●
Rear passenger coat hooks (2)	●	●	●
Driver & passenger seatback pockets	●	●	●
Retractable tonneau cover	●	●	●

MULTIMEDIA & INFORMATION

	Executive	Premium	GR SPORT
Toyota Smart Connect	●	–	–
Toyota Smart Connect+	–	●	●
10,5" multimedia display	●	●	●
Cloud Navigation	●	●	●
Navigation system	–	●	●
Mobile Integration (Apple CarPlay & Android Auto)	●	●	●
MyT Connected Services	●	●	●
Digital Audio Broadcast (DAB)+	●	●	●
6 speakers	●	–	–
JBL Premium Sound system with 9 speakers	–	●	●

● = Standard – = Not available

EQUIPMENT

MULTIMEDIA & INFORMATION

	Executive	Premium	GR SPORT
USB connector (5)	●	●	●
Bluetooth® hands-free system	●	●	●
Rear-view camera (with guidance)	●	●	●
12,3" colour TFT multi-information screen	●	●	●
Panoramic View Monitor	–	●	●
Multi-colour Head Up Display (HUD)	–	●	●

SAFETY

	Executive	Premium	GR SPORT
Active Safety			
Anti-lock Braking System (ABS) with Electronic Brake force Distribution (EBD) and Brake Assist (BA)	●	●	●
Emergency Brake-light Signal (EBS)	●	●	●
Vehicle Stability Control (VSC)	●	●	●
Hill-start Assist Control (HAC)	●	●	●
Trailer Sway Control (TSC)	●	●	●
Driver Attention Alert	●	●	●
Front and rear seats belt reminder	●	●	●
Child protection lock	●	●	●
Immobiliser	●	●	●
Toyota Safety Sense:	●	●	●
Pre-Collision System (PCS) with Pedestrian & Cyclist Detection			
Intelligent Adaptive Cruise Control (iACC)			
Lane Departure Alert (LDA) with Steering Control and Vehicle Sway Warning Function			
Lane Trace Assist (LTA)			
Automatic High Beam (AHB)			
Road Sign Assist (RSA)			

SAFETY

Executive

Premium

GR SPORT

Intersection Collision Mitigation (ICM)			
Emergency Steering Assist			
Oncoming vehicle warning			
Blind Spot Monitor (BSM)	●	●	●
Rear Cross Traffic Alert (RTCA)	●	●	●
Passive Safety			
eCall emergency call system	●	●	●
SRS front airbags	●	●	●
SRS front side airbags	●	●	●
SRS curtain shield airbags (front and rear)	●	●	●
SRS driver's knee airbag	●	●	●
Front passenger airbag on/off-switch	●	●	●
Pre-tensioners and force limiters	●	●	●
ISOFIX seat fixing	●	●	●

● = Standard

— = Not available



TOYOTA 2050 ENVIRONMENTAL CHALLENGE & LIFECYCLE POLICY

At Toyota, we want to go beyond zero environmental impact and leave the world in a better place than we found it. To make that happen, we have set ourselves six challenges to complete by 2050. Each one presents its own difficulties, but we are committed to generating a positive and sustainable impact on society and the natural world as a whole.

For more information regarding Toyota Environmental Challenge please visit: <https://www.toyota.ee/2050-challenge> or contact your local Toyota retailer.

CHALLENGE 1 NEW VEHICLE – ZERO CO₂ EMISSIONS

By 2050, we want to reduce the CO₂ emissions from our vehicles by 90% compared to our 2010 levels. To achieve this, we will promote the development of new vehicles with low or zero carbon emissions, and do everything we can to increase the uptake of these vehicles.

CHALLENGE 3 PLANT – ZERO CO₂ EMISSIONS

To reduce carbon emissions at our manufacturing plants, we are focusing on improving the technologies we use and switching to alternative power sources. We are committed to making our facilities more energy-efficient and adopting renewable energy sources such as solar and wind, as well as low-carbon power such as hydrogen energy.

CHALLENGE 5 ESTABLISHING A RECYCLING-BASED SOCIETY AND SYSTEMS

We've been working on the challenge of resource recycling for 40 years, with the result that 95% of every Toyota RAV4 Plug-in Hybrid is now reusable and recoverable. In addition, we offer new and innovative ways of returning your vehicle when it eventually reaches 'the end of the road'.

CHALLENGE 2 LIFE CYCLE – ZERO CO₂ EMISSIONS

We are working to create more environmentally friendly designs – and then analysing and refining them to ensure the lowest possible environmental impact throughout the vehicle's entire life cycle*.

CHALLENGE 4 MINIMISING AND OPTIMISING WATER USAGE

To minimise water usage, we have started to collect rainwater at our manufacturing plants. We have also developed purification methods so that the water we do use can either be used again or returned safely into the local supply.

CHALLENGE 6 ESTABLISHING A FUTURE SOCIETY IN HARMONY WITH NATURE

To preserve and enhance our co-existence with the natural world, we are organising reforestation and tree planting, green urban schemes and other environmental initiatives, both at our own sites and in the wider world. Our aim is to establish a society where people and nature coexist in harmony.



* Toyota's LCA methodology, which is applied to our passenger vehicles, was reviewed and approved by TÜV Rheinland and has been certified to comply with ISO14040/14044 standards.



YOUR COMPLETE PEACE OF MIND WITH TOYOTA

QUALITY SERVICE

Your Toyota will need a Health & Safety check at least once every 2 years/30,000 km (whichever comes sooner). An intermediate check is necessary every year or 15,000 km.

LOW MAINTENANCE COSTS

All Toyota vehicles are designed and engineered to minimise your maintenance costs.

GENUINE PARTS

Providing the reassurance of Toyota quality, only genuine and approved components are used on your vehicle.

ADDED SECURITY

Toyota's comprehensive security system withstands the insurance industry's rigorous 5-minute attack test.

GENUINE ACCESSORIES

Toyota accessories are designed and manufactured with the same care, quality and attention to detail as Toyota vehicles. All accessories are covered by a 3-year warranty when purchased together with the vehicle*.

TOYOTA EUROCARE

Enjoy peace of mind driving with complimentary Toyota Eurocare roadside assistance in 40 European countries.

TOYOTA RELAX WARRANTY

Warranty for 10 years or 185,000 kilometres. The Toyota Relax warranty starts on the day the manufacturer's warranty coverage ends, provided that the vehicle has been maintained in accordance with the manufacturer's requirements at an official Toyota dealership. The Toyota Relax warranty remains valid up to the next scheduled maintenance which is usually in 12 months or 15,000 km, whichever comes sooner. This is extended after each maintenance. You can get more information from your Toyota retailer and the maintenance intervals for your car can be found in the owner's manual.

* Check with your retailer for specific warranty details.



TOYOTA RAV4 PLUG-IN HYBRID UNCOMPROMISING ENERGY

toyota.ee

To the best of our knowledge, all information in this brochure is correct at time of going to print. Details of specifications and equipment provided in this brochure are subject to local conditions and requirements and may, therefore, vary from models available in your area. Please enquire with your local retailer for details on your local specifications and equipment. • Vehicle body colours may differ slightly from the printed photographs in this brochure. The readability of QR Codes® present in this brochure may differ according to the scanner used. Toyota cannot be held responsible should your device not be able to read any QR Codes® or interactive content markers. • Toyota Motor Europe reserves the right to alter any details of specifications and equipment without prior notice. • © 2022 by Toyota Motor Europe NV/SA ('TME'). • No part of this publication may in any way be reproduced without the prior written approval of Toyota Motor Europe.